



T293 Plus Europeans Championship 2018

Mondello - Sicily



Results are final as of 14:33 on April 7, 2018









Contents

- [Gold Fleet](#)
- [Silver Fleet](#)

Gold Fleet

























Sailed: 15, Discards: 2, To count: 13, Entries: 40, Scoring system: WCR Appendix A

Rank	Fleet	Region	NOC	Sailnumber	HelmName	Year	Total	Nett	Q1	Q2	Q3	Q4	Q5	Q6	F1	F2	F3	F4	F5	F6	F7	F8	F9
1st	Gold	EUROPE	ITA	150	Nicolo Renna	2001	66.0	47.0	(7.0)	1.0	4.0	3.0	5.0	2.0	(12.0)	3.0	3.0	9.0	3.0	1.0	4.0	4.0	5.0
2nd	Gold	EUROPE	FRA	38	Tom Garandeau	2000	93.0	51.0	1.0	3.0	(7.0)	7.0	2.0	2.0	3.0	12.0	(35.0)	4.0	6.0	3.0	2.0	3.0	3.0
3rd	Gold	EUROPE	FRA	16	Yun Pouliquen	2001	82.0	63.0	3.0	3.0	2.0	2.0	1.0	(5.0)	1.0	13.0	(14.0)	3.0	9.0	13.0	6.0	5.0	2.0
4th	Gold	EUROPE	GRE	1	Alexandros Kalpogiannakis	2002	108.0	83.0	(8.0)	8.0	1.0	4.0	4.0	1.0	11.0	9.0	1.0	2.0	(17.0)	16.0	7.0	11.0	8.0
5th	Gold	EUROPE	GRE	80	Leonidas Tsortanidis	2001	167.0	85.0	4.0	(41.0 DSQ)	1.0	1.0	1.0	5.0	5.0	(41.0 OCS)	2.0	41.0 RET	2.0	6.0	3.0	7.0	7.0
6th	Gold	EUROPE	FRA	312	Fabien Pianazza	2001	120.0	91.0	2.0	1.0	6.0	(12.0)	3.0	3.0	14.0	1.0	(17.0)	1.0	5.0	5.0	16.0	17.0	17.0
7th	Gold	EUROPE	FRA	9	Mathurin Jolivet	2000	164.7	110.7	3.0	4.0	2.0	(13.0)	2.0	4.0	16.0	15.7 RDG7:10	15.0	16.0	10.0	12.0	5.0	6.0	(41.0 RET)
8th	Gold	EUROPE	RUS	7	Egor Zhilin	2000	183.0	131.0	9.0	5.0	10.0	3.0	5.0	(11.0)	4.0	14.0	16.0	14.0	22.0	8.0	19.0	2.0	(41.0 OCS)
9th	Gold	EUROPE	ITA	138	Giorgio Stancampiano	2001	187.0	136.0	7.0	10.0	3.0	(18.0)	7.0	1.0	(33.0)	17.0	5.0	15.0	16.0	10.0	18.0	14.0	13.0
10th	Gold	RoW	ARG	5	Kopp Belisario	2000	199.0	143.0	11.0	(23.0)	19.0	13.0	12.0	19.0	13.0	5.0	11.0	5.0	1.0	4.0	15.0	15.0	(33.0)
11th	Gold	EUROPE	RUS	0	Artem Akimov	2001	201.0	144.0	5.0	12.0	12.0	4.0	(16.0)	12.0	10.0	10.0	7.0	25.0	8.0	17.0	13.0	(41.0 DSQ)	9.0
12th	Gold	RoW	HKG	25	Pui Hei Leung	2000	194.0	150.0	(15.0)	7.0	11.0	7.0	9.0	10.0	(29.0)	15.0	12.0	6.0	13.0	18.0	23.0	8.0	11.0
13th	Gold	EUROPE	NED	115	Luc Schmitz	2002	228.0	164.0	17.0	16.0	(23.0)	11.0	10.0	7.0	9.0	18.0	4.0	20.0	7.0	9.0	8.0	(41.0 DNC)	28.0
14th	Gold	EUROPE	ITA	7	Riccardo Onali	2001	215.5	167.5	17.0	19.5 RDG1:3	(22.0)	22.0	18.0	7.0	7.0	2.0	13.0	7.0	12.0	7.0	14.0	(26.0)	22.0
15th	Gold	EUROPE	ISR	218	Roi Hillel	2002	245.0	169.0	2.0	(41.0 OCS)	10.0	2.0	8.0	14.0	8.0	21.0	23.0	17.0	31.0	(35.0)	31.0	1.0	1.0
16th	Gold	EUROPE	NED	600	Jim Van-Somerem	2001	232.3	170.3	13.0	9.0	18.0	6.0	7.0	(21.0)	26.0	(41.0 OCS)	6.0	22.0	11.0	11.0	11.0	18.3 RDG7:14	12.0
17th	Gold	RoW	HKG	14	Lok Yeung	2002	217.0	174.0	6.0	(17.0)	9.0	17.0	3.0	3.0	21.0	6.0	24.0	18.0	14.0	21.0	20.0	12.0	(26.0)
18th	Gold	EUROPE	GRE	88	Petros Tsortanidis	2002	218.0	175.0	15.0	13.0	(17.0)	9.0	11.0	6.0	2.0	(26.0)	26.0	11.0	15.0	15.0	10.0	19.0	23.0
19th	Gold	EUROPE	GBR	19	Finn Hawkins	2002	224.0	177.0	11.0	2.0	7.0	5.0	8.0	(15.0)	(32.0 ARB)	11.0	18.0	24.0	18.0	20.0	9.0	24.0	20.0
20th	Gold	EUROPE	POL	66	Adam Zarnowski	2001	241.0	177.0	(29.0)	24.0	8.0	10.0	10.0	8.0	20.0	4.0	8.0	8.0	25.0	19.0	12.0	(35.0)	21.0
21st	Gold	RoW	JPN	23	Takumi Ikeda	2001	253.0	196.0	12.0	2.0	16.0	5.0	(27.0)	16.0	15.0	19.0	22.0	10.0	23.0	23.0	17.0	16.0	(30.0)
22nd	Gold	EUROPE	FRA	17	Mateo Dussarps	2000	283.7	209.7	8.0	(41.0 OCS)	6.0	14.0	4.0	18.0	24.7 RDG7:10	20.0	21.0	(33.0)	19.0	22.0	27.0	10.0	16.0
23rd	Gold	EUROPE	GBR	317	Ethan Moody	2002	274.0	211.0	10.0	21.0	17.0	12.0	9.0	(27.0)	6.0	7.0	20.0	19.0	20.0	14.0	21.0	(36.0)	35.0
24th	Gold	EUROPE	ITA	125	Riccardo Renna	2000	279.0	211.0	(31.0)	20.0	8.0	21.0	17.0	12.0	22.0	8.0	28.0	34.0	4.0	2.0	1.0	34.0	(37.0)
25th	Gold	EUROPE	POR	23	Tiago Abreu	2000	292.0	232.0	5.0	8.0	11.0	17.0	(22.0)	8.0	(38.0)	23.0	9.0	30.0	24.0	25.0	24.0	21.0	27.0
26th	Gold	EUROPE	ESP	19	Aurelio Terry-Valle	2002	299.0	241.0	(21.0)	11.0	5.0	1.0	14.0	10.0	32.0	30.0	(37.0)	21.0	33.0	26.0	22.0	22.0	14.0
27th	Gold	EUROPE	POL	72	Kamil Manowiecki	2002	304.0	247.0	(16.0)	6.0	13.0	11.0	13.0	4.0	18.0	(41.0 OCS)	25.0	32.0	36.0	37.0	33.0	13.0	6.0
28th	Gold	EUROPE	FRA	1888	Madier Nicolin	2002	325.0	259.0	21.0	4.0	9.0	(32.0)	11.0	23.0	25.0	28.0	10.0	13.0	32.0	30.0	28.0	25.0	(34.0)
29th	Gold	EUROPE	NED	148	Joost Vink	2001	321.7	269.7	13.0	10.0	(21.0)	19.0	15.0	15.0	19.0	16.0	30.0	(31.0)	27.0	24.0	26.0	24.7 RDG7:14	31.0
30th	Gold	EUROPE	NOR	141	Kristian-Kramer Wendelborg	2000	333.0	276.0	10.0	18.0	16.0	16.0	15.0	(20.0)	17.0	24.0	33.0	12.0	28.0	27.0	(37.0)	28.0	32.0
31st	Gold	EUROPE	ITA	4	Eduardo Tanas	2002	341.0	277.0	1.0	6.0	3.0	19.0	6.0	(23.0)	(41.0 DNC)	36.0	36.0	37.0	34.0	36.0	39.0	20.0	4.0
32nd	Gold	EUROPE	RUS	97	Anton Tokarev	2002	346.0	284.0	18.0	13.0	21.0	(26.0)	18.0	9.0	31.0	27.0	19.0	28.0	29.0	28.0	(36.0)	18.0	25.0

Rank	Fleet	Region	NOC	Sailnumber	HelmName	Year	Total	Nett	Q1	Q2	Q3	Q4	Q5	Q6	F1	F2	F3	F4	F5	F6	F7	F8	F9
33rd	Gold	EUROPE	 ITA	103	Nicolo Gatti	2001	348.0	286.0	16.0	11.0	5.0	6.0	(24.0)	16.0	28.0	34.0	34.0	23.0	30.0	31.0	(38.0)	34.0 ARB	18.0
34th	Gold	RoW	 SGP	69	Alexander Lim	2002	366.0	292.0	4.0	14.0	4.0	10.0	6.0	(33.0)	36.0	(41.0 DNC)	41.0 DNC	36.0	38.0	39.0	40.0	9.0	15.0
35th	Gold	EUROPE	 POL	850	Kajetan Pawlowski	2000	365.0	302.0	14.0	14.0	(30.0)	21.0	28.0	9.0	27.0	25.0	31.0	26.0	21.0	32.0	25.0	(33.0)	29.0
36th	Gold	EUROPE	 LAT	47	Namejs-Eduards Dreimanis	2000	367.0	312.0	20.0	15.0	(22.0)	15.0	21.0	13.0	30.0	31.0	27.0	29.0	26.0	(33.0)	32.0	29.0	24.0
37th	Gold	EUROPE	 ITA	146	Alessandro Verona	2001	390.0	317.0	9.0	9.0	13.0	29.0	20.0	(32.0)	37.0	29.0	29.0	27.0	37.0	29.0	30.0	(41.0 RET)	19.0
38th	Gold	RoW	 HKG	28	Janson Shek	2003	410.0	329.0	(41.0 BFD)	5.0	20.0	15.0	17.0	17.0	34.0	33.0	39.0	38.0	(40.0)	40.0	29.0	32.0	10.0
39th	Gold	EUROPE	 RUS	10	Daniil Soloshenko	2003	432.0	352.0	(41.0 BFD)	17.0	15.0	9.0	23.0	19.0	24.0	35.0	32.0	(39.0)	39.0	38.0	35.0	30.0	36.0
40th	Gold	EUROPE	 RUS	20	Mikhail Alexandrov	2003	433.0	362.0	23.0	7.0	18.0	18.0	12.0	(30.0)	39.0	32.0	38.0	35.0	35.0	34.0	34.0	37.0	(41.0 OCS)

Silver Fleet

Sailed: 15, Discards: 2, To count: 13, Entries: 39, Scoring system: WCR Appendix A

Rank	Fleet	Region	NOC	Sailnumber	HelmName	Year	Total	Nett	Q1	Q2	Q3	Q4	Q5	Q6	F1	F2	F3	F4	F5	F6	F7	F8	F9
1st	Silver	RoW	 JPN	1151	Yugo Saito	2002	190.0	131.0	22.0	12.0	28.0	14.0	(29.0)	17.0	3.0	1.0	19.0	(30.0)	8.0	1.0	1.0	3.0	2.0
2nd	Silver	EUROPE	 TUR	9999	Batuhan Arslan	2002	196.0	147.0	28.0	18.0	20.0	(30.0)	13.0	22.0	13.0	(19.0)	5.0	10.0	4.0	5.0	2.0	4.0	3.0
3rd	Silver	EUROPE	 ITA	9	Alessandro Giangrande	2003	200.0	153.0	18.0	19.0	26.0	8.0	(32.0)	18.0	6.0	4.0	9.0	11.0	1.0	6.0	14.0	13.0	(15.0)
4th	Silver	EUROPE	 NED	1306	Max Castelein	2002	216.5	159.5	23.0	(35.0)	31.0	32.5 ARB	14.0	6.0	2.0	6.0	3.0	5.0	6.0	(22.0)	5.0	19.0	7.0
5th	Silver	EUROPE	 POL	185	Mikolaj Michalski	2000	226.0	163.0	6.0	(41.0 OCS)	12.0	35.0	26.0	28.0	(22.0)	11.0	1.0	16.0	9.0	4.0	6.0	5.0	4.0
6th	Silver	RoW	 USA	7	Manuel Nores	2002	248.0	186.0	22.0	20.0	36.0	25.0	(39.0)	13.0	1.0	9.0	4.0	2.0	13.0	(23.0)	19.0	9.0	13.0
7th	Silver	EUROPE	 LTU	1	Rokas Didrikas	2000	278.0	197.0	14.0	22.0	25.0	8.0	23.0	(41.0 DSQ)	9.0	7.0	14.0	13.0	5.0	9.0	(40.0 BFD)	40.0 BFD	8.0
8th	Silver	RoW	 OMA	9	Omar Al-Qartoubi	2003	270.0	201.0	29.0	21.0	31.0	24.0	31.0	(41.0 OCS)	11.0	14.0	13.0	4.0	7.0	7.0	4.0	(28.0)	5.0
9th	Silver	RoW	 OMA	5	Mohammad Nabi Al-Balushi	2003	268.0	203.0	19.0	30.0	23.0	22.0	(35.0)	25.0	26.0	(30.0)	26.0	15.0	3.0	2.0	9.0	2.0	1.0
10th	Silver	EUROPE	 TUR	2094	Luis Goktepe	2000	270.0	208.0	32.0	(41.0 OCS)	29.0	35.0	29.0	14.0	4.0	8.0	20.0	3.0	(21.0)	11.0	7.0	7.0	9.0
11th	Silver	EUROPE	 POL	15	Igor Elias	2000	274.0	218.0	12.0	24.0	14.0	(30.0)	25.0	25.0	19.0	10.0	16.0	(26.0)	20.0	17.0	12.0	10.0	14.0
12th	Silver	EUROPE	 HUN	282	Roland Szlavi	2000	300.0	227.0	24.0	15.0	29.0	(33.0)	31.0	24.0	10.0	12.0	7.0	7.0	2.0	14.0	(40.0 BFD)	40.0 BFD	12.0
13th	Silver	EUROPE	 CRO	69	Rocco Enzo-Hrvoj	2001	287.0	230.0	(28.0)	25.0	25.0	28.0	28.0	11.0	7.0	5.0	2.0	8.0	23.0	(29.0)	22.0	24.0	22.0
14th	Silver	EUROPE	 NED	9999	Floris Franken	2001	308.5	231.0	(37.5 ARB)	22.0	19.0	16.0	16.0	20.0	(40.0 BFD)	2.0	8.0	1.0	17.0	19.0	40.0 RET	11.0	40.0 RET
15th	Silver	EUROPE	 ESP	85	Victor Ruiz-Roca	2001	323.0	246.0	32.0	31.0	(37.0)	25.0	19.0	29.0	14.0	13.0	(40.0 DNC)	14.0	15.0	10.0	3.0	1.0	40.0 OCS
16th	Silver	RoW	 OMA	3	Ali Al-Omrani	2002	332.0	254.0	27.0	19.0	24.0	26.0	(38.0)	29.0	31.0	37.0	18.0	6.0	14.0	3.0	10.0	(40.0 BFD)	10.0
17th	Silver	EUROPE	 GER	2811	Aurel Thase	2000	329.0	260.0	36.0	38.0	(39.0)	29.0	34.0	21.0	5.0	3.0	4.0 RDG7:9	9.0	16.0	12.0	(30.0)	25.0	28.0
18th	Silver	EUROPE	 ITA	8	Roman Sorrentino	2001	340.0	260.0	(40.0)	16.0	15.0	20.0	20.0	24.0	(40.0 BFD)	31.0	6.0	40.0 RET	40.0 RET	8.0	11.0	23.0	6.0
19th	Silver	EUROPE	 GER	446	Richard Sprenger	2000	339.0	276.0	34.0	33.0	26.0	23.0	25.0	(37.0)	12.0	15.0	17.0	22.0	19.0	20.0	18.0	12.0	(26.0)
20th	Silver	EUROPE	 ITA	98	Tommaso Antognoli	2001	347.0	284.0	33.0	28.0	28.0	(37.0)	27.0	22.0	20.0	17.0	12.0	17.0	12.0	21.0	(26.0)	26.0	21.0
21st	Silver	EUROPE	 HUN	9	Balint Morvai	2003	356.0	288.0	35.0	(41.0 OCS)	24.0	20.0	30.0	31.0	(27.0)	25.0	11.0	18.0	10.0	16.0	23.0	22.0	23.0
22nd	Silver	RoW	 USA	157	Maverick Putnam	2003	367.0	296.0	25.0	36.0	32.0	(38.0)	26.0	37.0	18.0	18.0	23.0	(33.0)	30.0	13.0	21.0	6.0	11.0
23rd	Silver	EUROPE	 ESP	88	Poi Sauer-Cardells	2002	374.0	299.0	25.0	27.0	27.0	23.0	19.0	(35.0)	(40.0 RET)	39.0	36.0	32.0	11.0	15.0	8.0	18.0	19.0
24th	Silver	EUROPE	 HUN	160	Tamas Palinkas	2003	373.0	304.0	30.0	27.0	34.0	28.0	(35.0)	30.0	17.0	(34.0)	10.0	19.0	28.0	31.0	17.0	16.0	17.0
25th	Silver	EUROPE	 ITA	132	Giuseppe Romano	2004	379.0	309.0	26.0	25.0	14.0	27.0	21.0	(32.0)	30.0	27.0	22.0	35.0	(38.0)	26.0	24.0	14.0	18.0
26th	Silver	RoW	 USA	96	Alexander Temko	2002	380.0	311.0	24.0	28.0	(36.0)	36.0	33.0	26.0	25.0	24.0	(33.0)	25.0	26.0	25.0	15.0	8.0	16.0
27th	Silver	EUROPE	 POR	17	Andre Pereira	2002	405.0	325.0	20.0	(40.0)	30.0	32.0	37.0	28.0	8.0	16.0	15.0	12.0	25.0	(40.0 OCS)	28.0	40.0 BFD	34.0
28th	Silver	EUROPE	 ITA	14	Gianmarco Genna	2002	401.0	332.0	19.0	23.0	(34.0)	33.0	30.0	31.0	15.0	33.0	21.0	23.0	18.0	(35.0)	29.0	27.0	30.0
29th	Silver	EUROPE	 GER	753	Eike Drawe	2001	420.0	342.0	27.0	31.0	(38.0)	34.0	22.0	33.0	16.0	20.0	31.0	24.0	37.0	27.0	(40.0 BFD)	20.0	20.0
30th	Silver	EUROPE	 LAT	152	Emils Punte	2002	412.0	343.0	31.0	32.0	35.0	31.0	(36.0)	33.0 RDG1:6	28.0	22.0	27.0	27.0	24.0	(33.0)	13.0	15.0	25.0
31st	Silver	EUROPE	 GER	2212	Felix Kupky	2002	422.0	348.0	33.0	26.0	32.0	31.0	24.0	(34.0)	29.0	35.0	(40.0 RET)	20.0	27.0	30.0	16.0	21.0	24.0
32nd	Silver	EUROPE	 POR	271	Tiago Sousa	2001	465.0	386.0	30.0	32.0	33.0	38.0	(39.0)	35.0	35.0	28.0	30.0	(40.0 DNC)	31.0	28.0	20.0	17.0	29.0
33rd	Silver	EUROPE	 BEL	107	Robbe Muys	2000	462.0	387.0	26.0	30.0	(35.0)	34.0	34.0	27.0	24.0	23.0	24.0	31.0	34.0	38.0	(40.0 BFD)	29.0	33.0
34th	Silver	EUROPE	 EST	696	Gregor Schneider	2000	486.0	405.0	39.0	29.0	(41.0 SGN1)	36.0	32.0	38.0	32.0	26.0	35.0	37.0	22.0	18.0	25.0	(40.0 BFD)	36.0
35th	Silver	EUROPE	 ITA	32	Andrea Guida-Di-Ronza	2002	492.0	413.0	38.0	34.0	33.0	(39.0)	36.0	36.0	21.0	21.0	28.0	28.0	33.0	37.0	31.0	(40.0 BFD)	37.0
36th	Silver	EUROPE	 ITA	193	Roberto Galletti	2002	500.0	420.0	37.0	39.0	27.0	(40.0)	40.0	26.0	23.0	29.0	(40.0 RET)	21.0	35.0	36.0	32.0	40.0 BFD	35.0
37th	Silver	EUROPE	 POR	21	Rodrigo Ferreira	2003	510.0	431.0	35.0	37.0	38.0	27.0	37.0	(39.0)	33.0	36.0	29.0	36.0	32.0	24.0	(40.0 BFD)	40.0 BFD	27.0
38th	Silver	EUROPE	 SVK	22	Robert Kubin	2003	515.0	436.0	36.0	33.0	(39.0)	39.0	33.0	36.0	34.0	38.0	32.0	29.0	36.0	32.0	27.0	(40.0 BFD)	31.0
39th	Silver	EUROPE	 ESP	91	Octavio Ramon-Ruiz	2002	531.0	450.0	(41.0 BFD)	29.0	37.0	37.0	38.0	38.0	36.0	32.0	34.0	34.0	29.0	34.0	(40.0 BFD)	40.0 BFD	32.0

